
LUX A1120 570 x 1116 mm ceiling height 2650 mm, 3-parts timber ladder

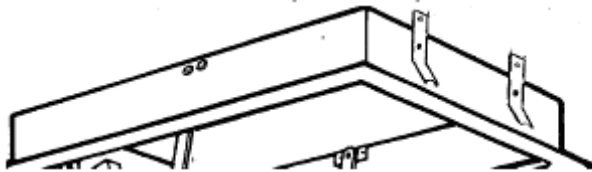
Casing:

<u>outer size</u>	<u>inner size</u>	<u>size including the architrave</u>
570 x 1116 mm	515 x 1045 mm	610 x 1145 mm

White plastic casing with integrated architrave has:

Case gable (on the hinge side)	38 x 145 mm
Other case sides	22 x 145 mm

There are 2 fitting springs mounted on each short side of the casing in order to provide easier assembling (total 4 fitting springs).

**Trap door:**

Frame	rebated plastic profile
Hatch surface	white plastic
Insulation	50 mm polystyrene.
Insulation factor	0,54 W/m ² Co
The trap door is balanced with a gas piston.	

**Surface treatment:**

Additional surface treatment is not required

Fire rate:

Unrated

Ladder description:

3-parts fold up timber ladder is lying on the trap door and fitted within the frames of the casing. Each ladder section has 4 treads. The ladder is guaranteed for 150 kg.

Ladder width (including the sides)	435 mm
treads	26 x 87 mm (old model: 32 x 68 mm)
ladder side	20 x 90 mm
distance between the treads	242 mm

Height of the fold up ladder:

From the bottom of the casing (including the trap door)	349 mm
Ladder only	290 mm

Together with the extension the height of the fold up ladder is:

From the bottom of the casing (including the trap door)	1 000 mm
Ladder only	940 mm

Locking:

Espagnolette	440 mm long
Key/handle	round metal; diameter 9 mm, length 800 mm.
Measurement	square 7-8 mm.

When ordering the extension, a longer key/handle (1050 mm) can be ordered as well.
The hinges and the lock are placed on the shorter sides of the trap door.

Ceiling height:

Standard 2650 mm.

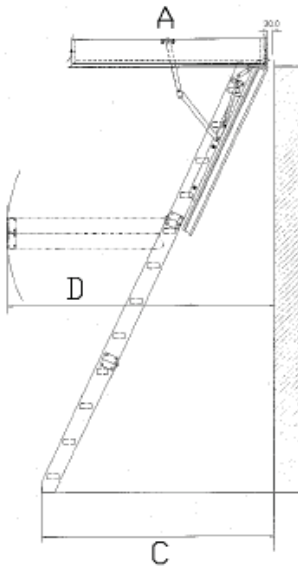
If the ceiling is lower, the ladder shall be shortened according to the assembly instructions, while for the higher ceilings an extension can be used in order to reach maximum 3200 mm

Sealing:

Q-LON profile (QL-3005) is mounted between the casing and the trap door.

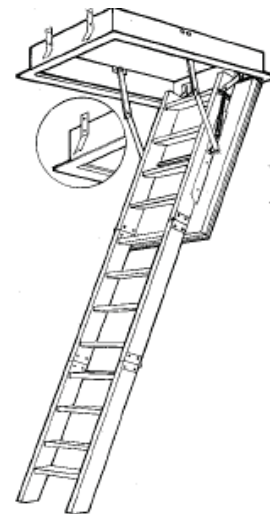
Others:

Ladders placement on the floor at the different ceiling heights (in mm):



B: ceiling height	C: placement on the floor	D: passage
2400	1255	1545
2500	1300	1545
2650	1360	1545

Product drawing



Accessories:

- Extension
- Hand rail universal
- Guard rail, timber
- Top hatch – to be ordered according to the casings outer size

Weight:

<i>product</i>	<i>weight</i>	<i>number per pallet</i>
LUX A1120	30 kg	12